



Sherpa Z40 Technical Datasheet



SHERPA Z40

Technical Datasheet

Motor

Capacity	: 22.1 hp
Max. revolutions	: 3600 rpm
Adjusted revolutions	: 3000 rpm
Manufacturer	: Honda
Type	: GX690
Number of cylinders	: 2
Fuel tank capacity	: 15 L
Cooling	: Air cooled

Capacity data

Breakout force	: 726 kg
Tractive force	: 580 kg
Work- drive hydraulics	: 42 L/min - 190 bar
Hydraulic tank capacity	: 42 L

Tires

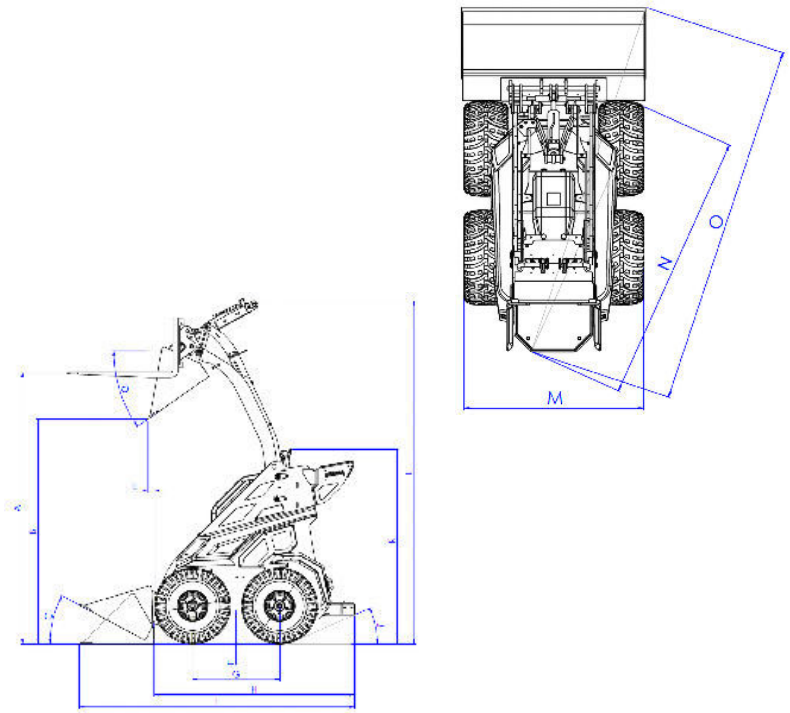
Standard	: 20x11.00-8
Narrow	: 4.00-10

Brakes

Braking system	: Hydrostatic on 4 hydraulic wheelmotors
-----------------------	--

Drive system

Drive	: Hydrostatic through 4 hydraulic wheelmotors
Max. speed	: 0-6 (proportional) km/h
Steering	: Skid steering



Dimensions in mm

A	Max height palletforks	2051
B	Height underside of bucket when dumping	1700
C	Bucket angle low	28°
D	Bucket angle when dumping	35°
E	Length from wheel to bucket when dumping	50
F	Ground clearance	188
G	Wheelbase	657
H	Length machine	1519
I	Length machine incl. bucket	2075
J	Ramp angle	23,5°
K	Height machine	1495
L	Total maximum height	2590
M	Width	1140
N	Turning radius	1664
O	Turning circle incl bucket	2208

SHERPA Z40

Technical Datasheet

Electrical system

Voltage : 12 V
Battery capacity : 45 Ah

Max. dimensions

(L mm x W mm x H mm, excl. bucket)

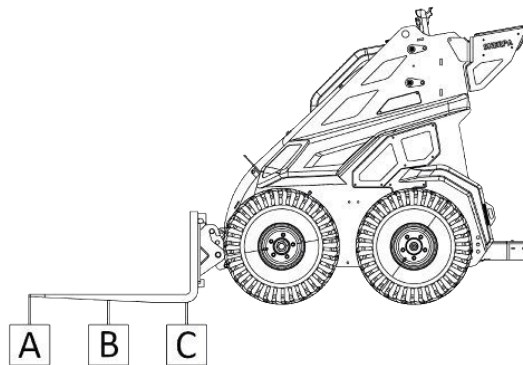
Standard : 1519 x 1140 x 1495

Kerb weight

813 kg

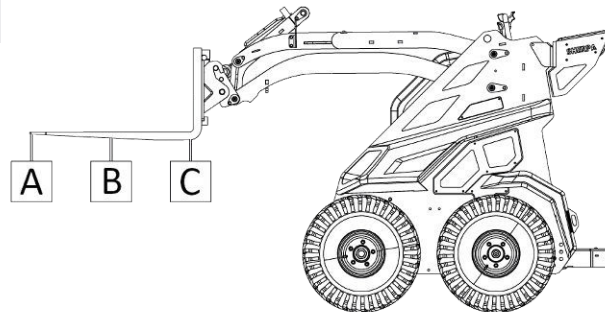
Tipping loads*:

Palletforks load low**



A 300
B 436
C 800

Palletforks load high**



A 209
B 278
C 415

* Including operator 75kg

** Take into account a safety factor of 30%

SHERPA Z40

The most powerful version of our petrol models: the SHERPA Z40! The SHERPA Z40 is 114 centimetres wide and powerful enough to take care of all your heavy-duty tasks. This machine is equipped with the extremely powerful Honda GX690 petrol engine. With 22 HP, no job is too tough for this powerhouse.



More information? Please contact us!

SHERPA
MINI-LOADERS

Canadabaan 14
5388 RT Nistelrode
Nederland
+31 412 61 33 44
info@sherpaminiloaders.com
www.sherpaminiloaders.com

Follow us

