



# Sherpa 300 Technical Datasheet



# SHERPA 300

## Technical Datasheet

### Motor

<b>Capacity</b>	: 25 hp
<b>Revolutions</b>	: 3000 rpm
<b>Adjusted revolutions</b>	: 3000 rpm
<b>Manufacturer</b>	: Kubota
<b>Type</b>	: D1105
<b>Number of cylinders</b>	: 3
<b>Fuel tank capacity</b>	: 32 L
<b>Cooling</b>	: Water cooled

### Capacity data

<b>Breakout force</b>	: 1735 kg
<b>Tractive force</b>	: 810 kg*
<b>Work hydraulics</b>	: 42 L/min - 190 bar
<b>Drive hydraulics</b>	: 102 L/min - 400 bar
<b>Hydraulic tank capacity</b>	: 35 l

### Tires

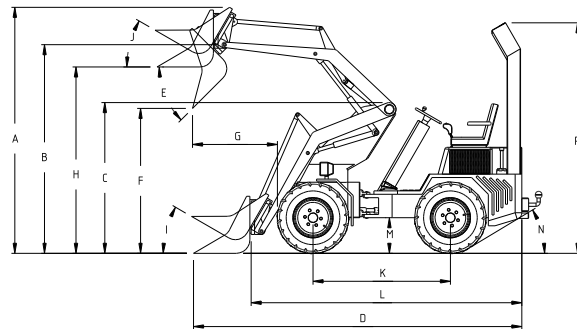
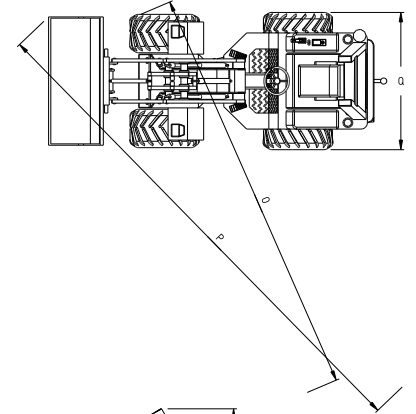
<b>Standard</b>	: 31x15.5-15
-----------------	--------------

### Brakes

<b>Braking system</b>	: Hydrostatic on 4 wheels
<b>Service brake</b>	: Hydrostatic/mechanical on 2 rear wheels

### Drive system

<b>Drive</b>	: 4 hydraulic wheelmotors
<b>Max. speed</b>	: 0-19 (proportional) km/h*
<b>Steering</b>	: Articulated
<b>Steering angle</b>	: 45°



### Dimensions in mm

<b>A</b>	Maximum height with bucket up*	3240
<b>B</b>	Height hinge point coupling plate*	2745
<b>C</b>	Maximum height with bucket low*	1535
<b>D</b>	Length + bucket	3510
<b>E</b>	Bucket angle when dumping	32°
<b>F</b>	Height underside of the bucket when dumping	2090
<b>G</b>	Length from front wheel to bucket when dumping	540
<b>H</b>	Height bucket horizontally	2480
<b>I</b>	Bucket angle low	30°
<b>J</b>	Bucket angle high	38°
<b>K</b>	Wheelbase	1425
<b>L</b>	Length to coupling plate	2740
<b>M</b>	Ground clearance	220
<b>N</b>	Rear Angle	31°
<b>O</b>	Turning radius	2400
<b>P</b>	Turning radius with bucket	2660
<b>Q</b>	Width	1020
<b>R</b>	Height ROPS	2395

\*Depending on choice of tires

# SHERPA 300

## Technical Datasheet

### Oscillating system

**Oscillating angle** : 15°  
**Turning circle** : Left 4620;  
Right 4620

### Electrical system

**Voltage** : 12 V  
**Battery capacity** : 44 Ah

### Max. dimensions

(L mm x W mm x H mm, excl. bucket)

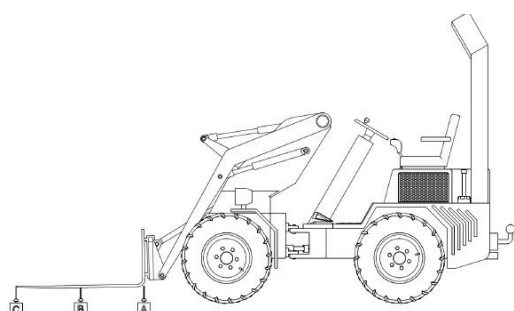
**Narrow** : 2740 x 1020 x 2395 incl. ROPS/FOPS  
**Standard** : 2740 x 1270 x 2395 incl. ROPS/FOPS

### Kerb weight

1541 kg (with standard tires, excl. counterweight of 70kg)

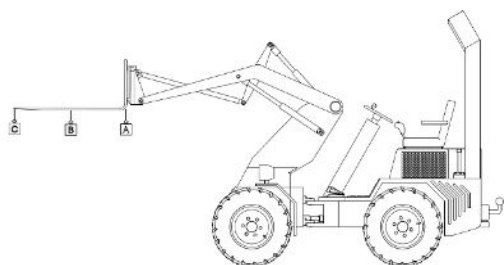
### Tipping loads (kg)\*:

Palletforks load low\*\*



**A** 1936  
**B** 1136  
**C** 777

Palletforks load high\*\*



**A** 1033  
**B** 710  
**C** 526

\* Including operator 75kg

\*\* Take into account a safety factor of 30%

## SHERPA 300

The SHERPA 300 articulated loader is the flagship of the SHERPA articulated loaders. Thanks to the hydrostatic drive and the strong Kubota diesel engine, this SHERPA top model can safely lift and move 1000 kg of load.



More information? Please contact us!

**SHERPA**  
MINI-LOADERS

Canadabaan 14  
5388 RT Nistelrode  
Nederland  
+31 412 61 33 44  
info@sherpaminiloaders.com  
www.sherpaminiloaders.com

Follow us

