

SHERPA

150

DIESEL



TECHNICAL DATA

SHERPA 150



Motor

Manufacturer	Kubota
Type	D722
Capacity	14.9/20 kW/hp
Revolutions per minute	3600 rpm
Adjusted amount of revolutions	3000 rpm
Number of cylinders	3
Cooling	Water cooled (coolant)
Fuel	Diesel
Fuel tank capacity	32 l

Drive system

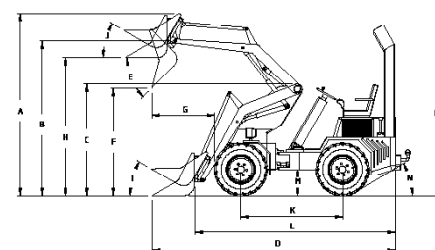
Hydrostatic through 4 hydraulic wheel motors

Speed

0-18 (proportional) km/h*

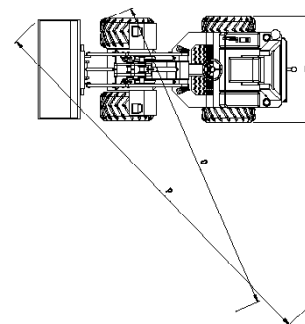
Capacity data

Breakout force	795 kg
Tractive force	880 kg*
Hydraulic drive system	84 l/min - 350 bar
Hydraulic working system	24 l/min - 150 bar
Hydraulic tank capacity	30 l



Tires

Standard	5.70x12
Wide	24x13.00-12NHS



Brakes

Braking system	Hydrostatic on 4 wheels
Service brake	Hydraulic/mechanical on 2 rear wheels

Steering

Articulated steering

Steering angle

45°

Dimensions in mm on standard tyres

A Maximum height with bucket up	2490	J Bucket angle high	38°
B Height hinge point coupling plate	2190	K Wheelbase	1187
C Maximum height with bucket low	1290	L Length to coupling plate	2295
D Length + bucket	2960	M Ground clearance	255
E Bucket angle when dumping	38°	N Rear Angle	42°
F Height underside of the bucket when dumping	1640	O Turning radius	2195
G Length from front wheel to bucket when dumping	685	P Turning radius with bucket	2335
H Height bucket horizontally	1985	Q Width	760
I Bucket angle low	31	R Height ROPS	2218
		R Height ROPS folded	1610

* Depending on choice of tires

specifications and features are subject to change without notice

TECHNICAL DATA

SHERPA 150

Oscillating system

Oscillating angle

16°

Turning circle

Anticlockwise 4460; Clockwise 4140

Electrical system

Voltage

12 V

Battery capacity

44 Ah

Dimensions (L mm x B mm x H mm, without bucket):

Standard

2295 x 760 x 2218

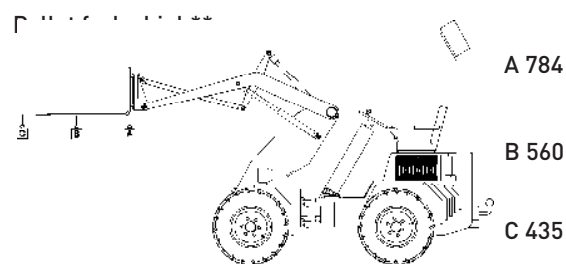
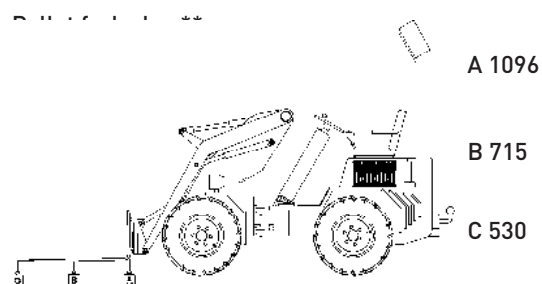
Wide

2295 x 1112 x 2218

Kerb weight

996 kg (incl. counterballast of 47kg & standard tires)

Tipping loads (kg)*:



* Including driver 75kg

** Consider a safety factor of 30%

SHERPA 150

The SHERPA 150 articulated loader stands out because of its compact appearance. With a working width of 76 cm it is the narrowest articulated loader in the market. The wide tires ensure stability and a low ground pressure, which prevents rutting.

More information?

Call us +31 412 61 33 44

Canadabaan 14 | 5388 RT Nistelrode | www.sherpaminiloaders.com

