

# SHERPA 100 ECO 2SPEED



# TECHNICAL DATA

## SHERPA 100 2SPEED



### Motor

Type	PMAC motor
Capacity	3.1/4.2 kW/pk
Revolutions per minute	1950 rpm
Adjusted amount of revolutions	1350/1950 rpm
Cooling	Air cooled

### Drive system

Hydrostatic on 2 rear wheels/2 front wheels  
through chain transmission

### Max. speed Turtle

0-3 (proportional) km/h\*

### Max. speed Hare

0-4 (proportional) km/h\*

### Capacity data

	Turtle	Hare
Breakout force	650 kg	650 kg
Tractive force	400 kg*	400 kg*
Hydraulic drive- and working system	11 l/min - 180 bar	16 l/min - 180 bar
Hydraulic tank capacity	38 l	

### Tires

Standard 4.00-10 - solid/non-marking tires

### Remmen

Braking system Hydrostatic on 2 rear wheels/2 front wheels  
through chain transmission

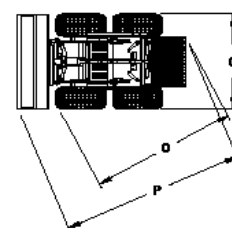
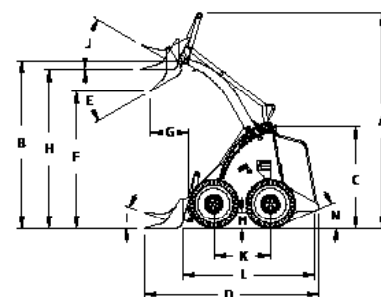
### Steering

Skid steering

### Electrical system

Voltage	24 V
Battery capacity	8,6 kWh

### Dimensions in mm



A Maximum height with bucket up	2545	J Bucket angle high	53°
B Height hinge point coupling plate	2050	K Wheelbase	657
C Maximum height with bucket low	1220	L Length to coupling plate	1520
D Length + bucket	2165	M Ground clearance	121
E Bucket angle when dumping	51°	N Rear Angle	14°
F Height underside of the bucket when dumping	1480	O Turning radius	1606
G Length from front wheel to bucket when dumping	180	P Turning radius with bucket	2250
H Height bucket horizontally	1860	Q Width	760
I Bucket angle low	26°		

\* Depending on choice of tires

# specifications and features are subject to change without notice

# TECHNICAL DATA

## SHERPA 100 2SPEED

### Max. Dimensions (L mm x B mm x H mm, without bucket):

Standard

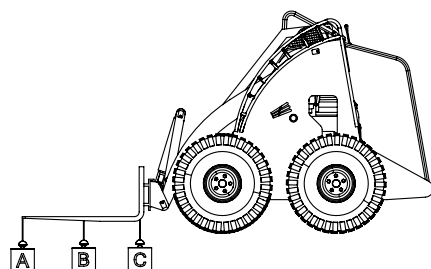
1520 x 740 x 1220

### Kerb weight

820 kg (with standard tires)

### Tipping loads (kg)\*:

Pallet forks low\*\*

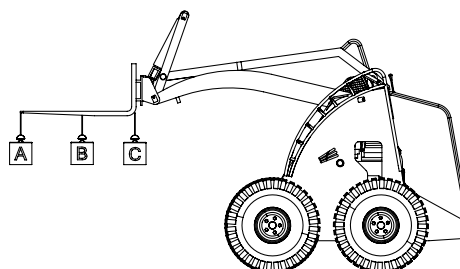


A 283

B 412

C 755

Pallet forks high\*\*



D 174

E 236

F 367

\* Including driver 75kg

\*\* Consider a safety factor of 30%

## SHERPA 100 2SPEED

Our SHERPA 100 2Speed, as the name suggests, has 2 speeds. Slowly with more power; to maneuver and work and a second gear to cover longer distances with a higher speed. Thanks to the ingenious design with 2 hydraulic pumps of which the switch can be operated while driving, it is a real pleasure to work with this machine.

### More information?

Call us +31 412 61 33 44

Canadabaan 14 | 5388 RT Nistelrode | [www.sherpaminiloaders.com](http://www.sherpaminiloaders.com)

